




















### SHAPE


large		regular
small		heavy
round		light
square		flat
triangular		closed
irregular		open




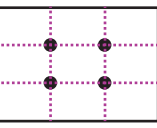






### LINE

short		blurred	
long		thick	
repetitive		thin	
smooth		vertical	
rough		horizontal	
broken		wide	

### COLOUR

warm		hot
cool		angry
pastel		happy
opaque		clear
bright		calm
dull		pale

### LAYOUT

rule of thirds		
salience		
focal point		
balanced		
emphasised		
rhythmic		
realistic		

## Useful words for elements in IMAGES

# IMAGES


### Visual images




© 2019 Georgina Barton  
www.georginabarton.com

CC BY NC ND




































### LIGHTING

	bright
	dull
	light
	dark
	intense
	contrast
	glossy


### TONE AND TEXTURE

light		contrast
dark		smooth
medium		rough
shaded		scratchy
deep		leathery
shallow		silky

### FRAMING

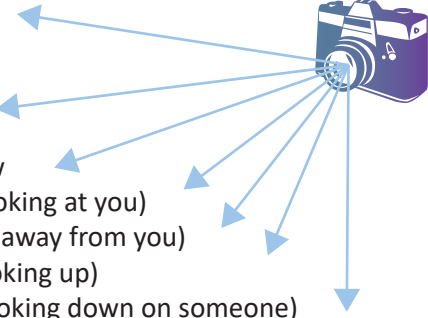
gutters					
borders					
mirrored					
reflective					
comic strip					
full page spread					
double page spread					
thick or thin frame					
montage (multiple images on one page)					

### Heading



Lorem ipsum  
dolor sit amet,  
consectetur  
adipiscing elit. Ut  
tempor odio  
accumsan sit amet

### CAMERA ANGLE

tilt	
close up	
eye level	
mid shot	
long shot	
birds eye view	
command (looking at you)	
offer (looking away from you)	
low angle (looking up)	
high angle (looking down on someone)	
over the shoulder shot (from behind someone)	